

## Supply Chain Modern Slavery Risk

### Key findings

**\$20.8m**

#### Total Spend Analysed

95% of supplier spend data provided was analysed for modern slavery risk.

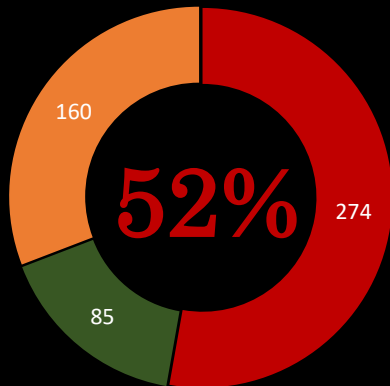
#### Total Suppliers Analysed

Spend data was provided on 724 suppliers. Analysis focused on **519 major suppliers** (spend >\$50k) which accounts for 95% of Big Corp's total spend

**519 / 724**

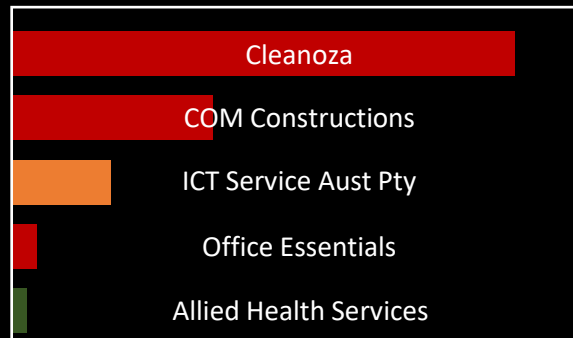
#### % Suppliers High Risk

274 suppliers out of the 519 assessed were ranked as high potential risk of modern slavery.



#### Top 5 ranking by Spend

Big Corp's top 10 suppliers are ranked for potential modern slavery risk. Three potentially high-risk suppliers were in the top 5 five by spend and three suppliers in the top 10 by spend.



**#17**

#### Spend Categories Analysed

Eight major spend categories were analysed for potential modern slavery risk. The largest category for risk by spend was **Property and facility maintenance**.

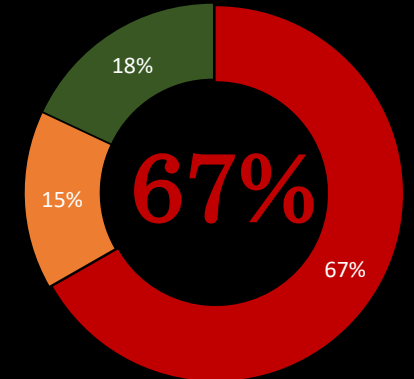
#### Top 5 ranking by Category

Spend categories were ranked for modern slavery risk based geographic (country of manufacture), industry sector and commodity red flags.



#### % Spend High Risk

Approximately two-thirds of Big Corp's spend with major suppliers was ranked as potentially high risk of modern slavery.



#### Highest Risk Supplier

**Cleanoza** is Big Corp's potentially highest risk supplier due to the cleaning sectors known association with exploitative work practices and modern slavery. Goods used by this sector (uniforms, PPE, chemicals etc) are also high risk of modern slavery.

